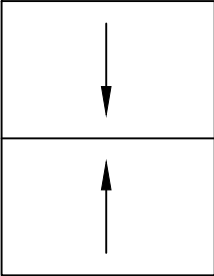
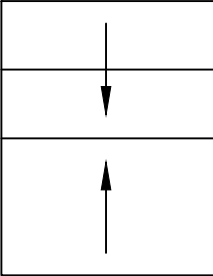
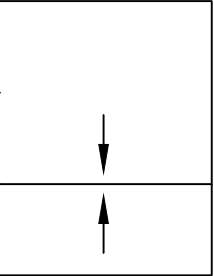
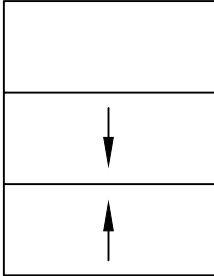


Window series	AAMA/MWWDA 101/1.5.2-97	Tested results	AAMA certification maximum	Air infiltration (cfm/sf)	Water resistance	Design load (psf)	Uniform load (psf)	Thermal transmittance (btu/hr/sf/deg f)	Frame-condensation resistance
P3300	H-AW50	.19@6.24	.30@6.24	11	50	75	.	.	

Frame Depth	4"
Hardware	Standard Spring loaded sill snap locks, sweep locks at the meeting rail, constant force balance system, custodial tilt latch
	Optional Block & tackle, spiral and ultra lift balance system
Typical product configurations	    <p>double hung tri lite oriel stacked</p>
Glazing options	1" insulated unit, internal between the lites blinds, 5/8" insulated unit when used with applied grid, drop in bead glazed
Dual glazed sash	Not available
Internal blinds	Not available
Mullions	Horizontal & vertical stacking, 3 piece, structural 3 piece
Muntins	True, applied & internal
Panning & trim	Standard, historical & custom
Insect screens	Fiberglass and aluminum mesh half and full screen options
Receptor & subsill	Both are available

Please consult your Phoenix representative for additional options and configurations that may be available since the time of this printing.