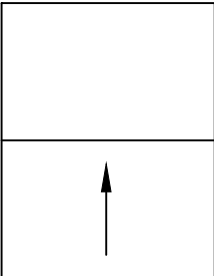
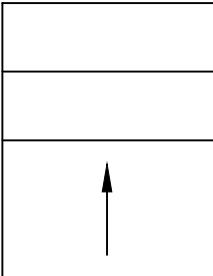
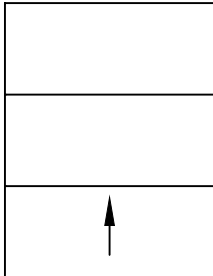
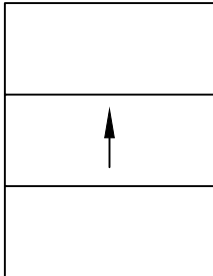


Window series	AAMANNWDA 101/1.5.2-97	Tested results	AAMA certification maximum	Air infiltration (cfm/sf)	Water resistance	Design load (psf)	Uniform load (psf)	Thermal transmittance (btu/hr/sf/deg f)	Frame-condensation resistance
P4200 SH	H-AWG5	.29@6.24	.30@6.24	12	65	97.5	.	.	.
P4200 SH	H-HCG5	.11@1.57	.30@1.57	12	65	97.5	.	.	.

Frame Depth	3 1/4"	
Hardware	Standard	Spring loaded snap lock at sill, block & tackle balances
	Optional	Ultra lift balances
Typical product configurations	   	
Glazing options	1" insulated unit, internal between the lites blinds, 5/8" insulated unit when used with applied grid, drop in bead glazed	
Dual glazed sash	Not available	
Internal blinds	Not available	
Mullions	Horizontal & vertical stacking, 3 piece, structural 3 piece	
Muntins	True, applied & internal	
Panning & trim	Standard, historical & custom	
Insect screens	Fiberglass and aluminum mesh half screen option	
Receptor & subsill	Both are available	

Please consult your Phoenix representative for additional options and configurations that may be available since the time of this printing.