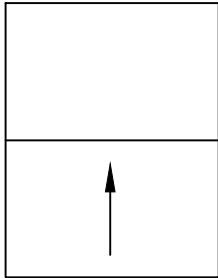
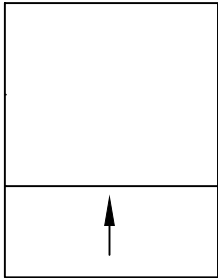
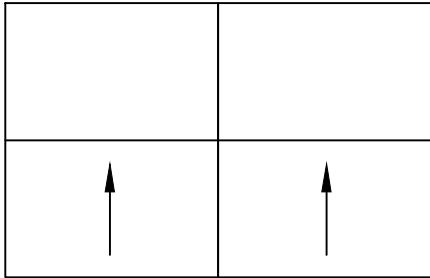


Window series	AAMAMWDA 101/1.5.2-97	Air infiltration (cfm/sf)		Water resistance (psf)		Design load (psf)		Thermal transmittance (btu/hr/sf/deg f)	
Tested results	AAMA certification maximum	Tested results	AAMA certification maximum	Water resistance (psf)	Design load (psf)	Uniform load structural (psf)	Thermal transmittance (btu/hr/sf/deg f)	Frame-transmittance resistance	Frame-transmittance resistance
P4400 SH	H-C25	.30@1.57	.30@1.57	3.75	25	37.5	.	.	.

Frame Depth	2 1/2"		
Standard Hardware Optional	Spring loaded snap lock at sill, block & tackle balances		
	Not applicable		
Typical product configurations			
	single hung	oriel	vertical stack
Glazing options	5/8" insulated unit, drop in bead glazed.		
Dual glazed sash	Not available		
Internal blinds	Not available		
Mullions	Horizontal & vertical stacking, 3 piece, structural 3 piece		
Muntins	Internal.		
Panning & trim	Standard, historic & custom. Integral nailing fin.		
Insect screens	Fiberglass and aluminum mesh half screen option		
Receptor & subsill	Both are available		

Please consult your Phoenix representative for additional options and configurations that may be available since the time of this printing.